Operator
Electronic Controls
Rocker Switches

Items	Reference Switch Only	Reference Switch Kit	Description
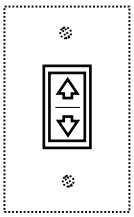	**2005598** **2005600**	**2005682** **2005684**	Rocker Switch - Single Pole, Double Throw (Maintained - White) Rocker Switch - Single Pole, Double Throw (Momentary - White) - Switch kit includes: switch, back plate, cover plate and mounting screws
Rocker Cover Plates 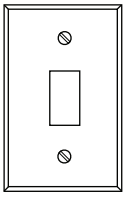		**2005657** **2005662** **2005668**	Rocker Cover Plate Kit 1 Gang White Rocker Cover Plate Kit 2 Gang White Rocker Cover Plate Kit 3 Gang White -Includes cover plate, back plate and mounting screws.

Wiring for one motor and one rocker switch

NOTICE: For installation by a qualified electrician in accordance with national and local electrical codes, and the following instructions.

CAUTION: RISK OF ELECTRICAL SHOCK. Disconnect power before installing. Never wire energized electrical components.

Select conductors having 90 C or higher rated insulation having sufficient ampacity in accordance with the 60 C column of National Electrical Code R Table 310-16 or Canadian Electrical Code Table 2

Terminal capacity: #14 AWG to #10 AWG

Strip conductors using strip gage on switch body. DO NOT USE TIN CONDUCTORS.

Power in		
Hot	Black	
Neutral	White	
Ground	Green	
Motor Leads		
Direction 1	Red	
Direction 2	Black	
Neutral	White	
Ground	Green	

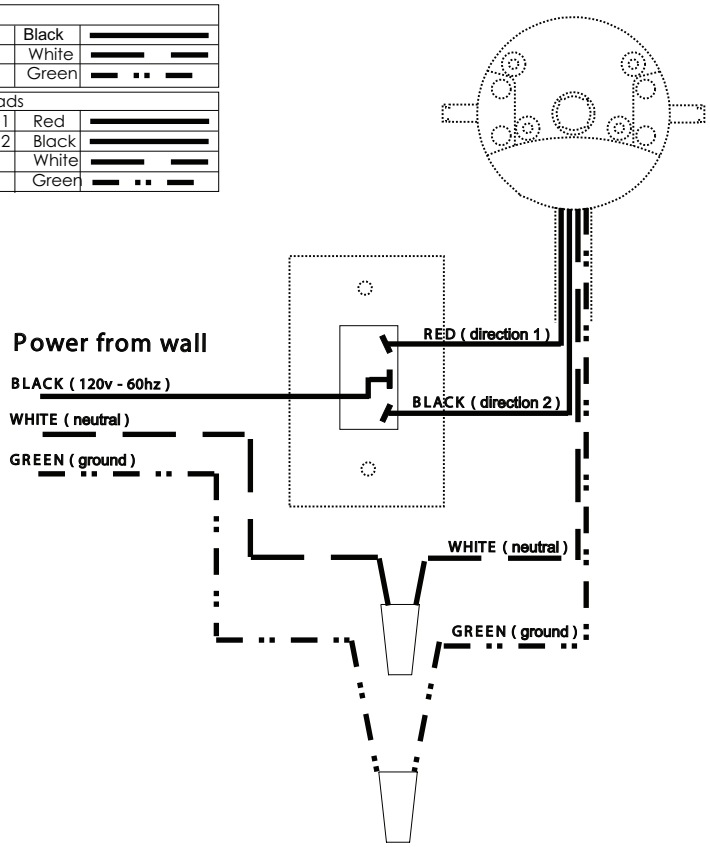

Warning

DO NOT wire more than one operator to a single pole switch. A second operator can be wired to the second pole of a double pole switch.

DO NOT connect two switches to an operator without a relay.