SDN PowerConnect™ Surface-Mount Panel

Item #: 1871026

Overview:

The SDN PowerConnect™ Surface-Mount Panel is a Somfy Digital Network™ (SDN) bus distribution device used to add 10 isolated motor ports and two isolated device ports to an SDN bus segment. The isolated motor ports support up to 240 feet of power and data wiring to Somfy's range of low-voltage SDN motors. The in-wall or on-wall mountable plenum-rated enclosure offers easily accessible line and low-voltage areas for simplified installation. This product can be used in small SDN systems with two control devices and 10 individual motors as a stand-alone solution, and it can be scaled for larger SDN or animeo® IP systems.



Somfy Digital Network system overview:

Somfy Digital Network™ (SDN) is Somfy's intelligent wired shading network. An SDN system is comprised of bus distribution devices that create a network for user interfaces, motorized applications, and integration devices. SDN is scalable and suitable for both small and large projects. The same components are used whether an SDN system remains stand-alone, is integrated into third-party automation systems, or is connected with Somfy's animeo® IP automated total solar management system.

Technical specifications:

- Input: 120V AC, 7.2A
  230V AC, 4.2A
  277V AC, 2.7A
- Motor Output: 24V DC 2.2A
- Material: Powder coated steel enclosure
- Dimensions: Cover: 12 in. (W) x 12 in. (H)
  Enclosure: 12 in. (W) x 12 in. (H) x 4 in. (D)
- Maximum Wiring Distance
  - To motors:
    - Up to 240 ft. per motor port. Somfy requires the use of the SDN Low-voltage Motor Power and Data Cable, available in both Plenum (US: #9020127, Canada: #9020453) and Non-Plenum (US: #9020126, Canada: #9020452) versions.
  - To devices:
    - Up to 200 ft. per device port
- Operating Temperature Range: Ambient temperature
- Shipping Weight: 12 lbs.
- Indoor use only
- Plenum-rated (UL 2043)

What's in the box:

- SDN PowerConnect™ Surface-Mount Panel
- (10) Low-voltage motor to panel connectors
- 10 Female Weidmüller connectors

Features summary:

- Enables control of 10 RS485 DC motors per panel
- New mounting options add flexibility to installation
- Smaller form factor – approx. 50% smaller volume
- UP/STOP/DOWN and SEQ buttons allow for testing of motor operation directly at the power panel
- Provides power to SDN Device Ports from internal power supplies (add a bus power source when adding a Data Hub or other bus-powered device connected to the bus line)
- Two device ports isolated from SDN bus
- Includes bus segment status LEDs for:
  - Power
  - Activity
  - End of line notification
  - Protecting system components from mis-wire
- Can mount on-wall or in-wall (between studs)
- c UL us

Optional accessories:

• SDN Weidmüller 5-position Female Field Installable Connector	#9025113
• SDN Weidmüller 5-position Male Field Installable Connector	#9020743
• Drapery Adaptor for Power over Ethernet (PoE) Gateway	#9025012
• SDN Irismo™ 24V Mini DC Control Enclosure Kit (with Drapery Cable)	#1870282
• Concealed cover	#9800383
• Device Adaptor for SDN V1 Keypads	#9029460

Cable pinouts:

SDN Pinout

ANSI/TUA/EIA 568-B Standard

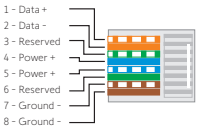

Motor Input

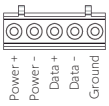

SDN Low-voltage Motor Power and Data Cable

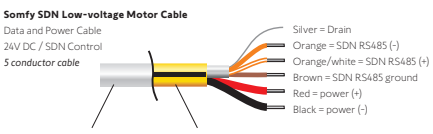

Non-plenum rated:
US: #9020126
Canada: #9020452

Plenum-rated:
US: #9020127
Canada: #9020453

Connections and indicators:

Inputs/Outputs		Description
1	**SDN Bus Input**	Input for bus signals
2	**SDN Bus Output**	Output for bus signals
3	**Isolated Motor Port**	10 low voltage motors to SDN network
4	**Device Ports**	Connect SDN Device to Power Panel (1 SDN Device per port. max. 200 ft. each)
5	**UP Button**	Moves motors UP
6	**STOP Button**	STOP motors
7	**DOWN Button**	Moves motors DOWN
8	**SEQ Button**	Moves motor sequentially UP/STOP/DOWN

LED Indicators				
Label	**Element**	**Color**	**Function ON**	**Function OFF**
D1	**Device 1 LED**	Yellow Green Red	Power (Green)	No power (Yellow) Power fault (Red)
D2	**Device 2 LED**	Yellow Green Red	Power (Green)	No power (Yellow) Power fault (Red)
EL	**End of Line**	Yellow	End of bus	Not end of bus
BP	**Bus Power**	Green	Bus is powered	Bus not powered
BA	**Bus Activity**	Green	Activity on bus	No bus activity
BT	**Button Activity**	Yellow	Switch pressed	Switch not pressed
MP	**Motor Port Power**	Green	Port powered	Port not powered

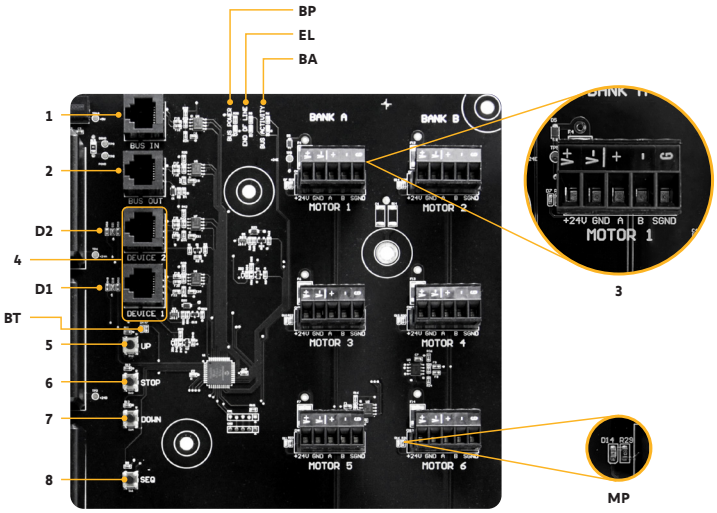

Dimensions:

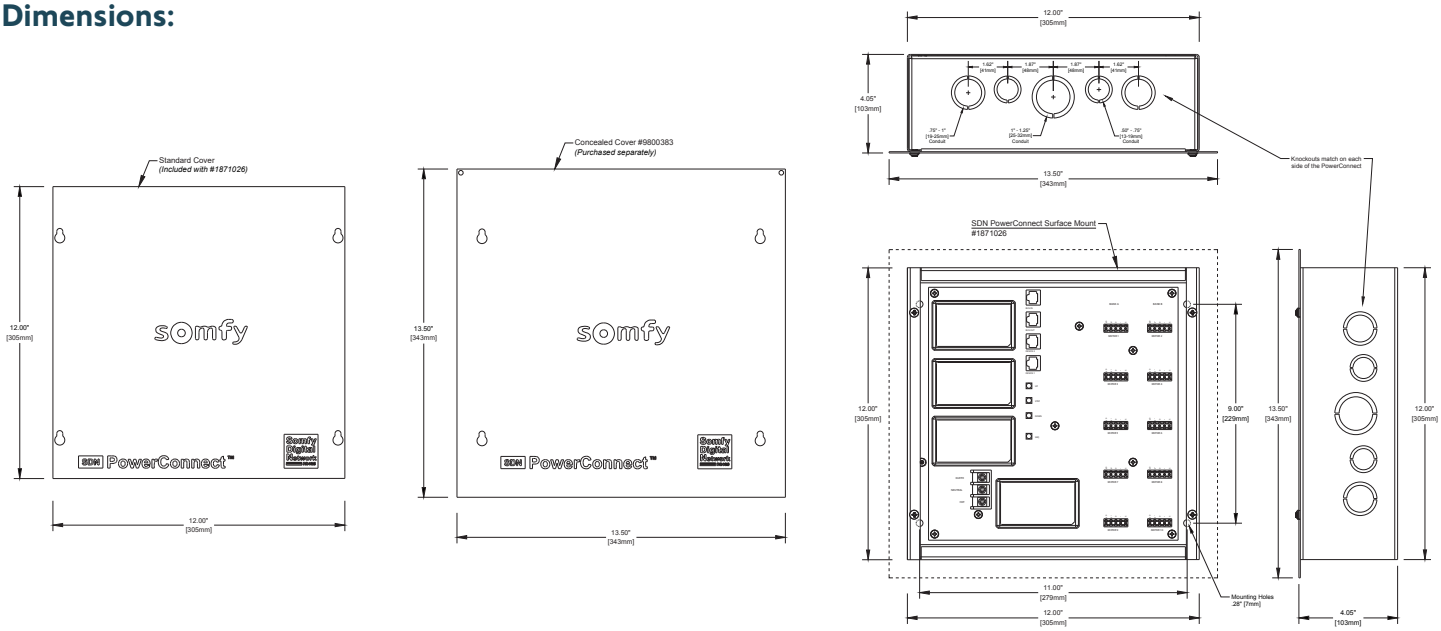

Best wiring practices:

The diagram below is meant for illustrative purposes to show the connections from product to product. This device could be used in other configurations than those shown below. For specification information on individual products, see related product information. Follow all SDN wiring standards for distance limitations.

- Adds 10 isolated motor ports and 2 isolated device ports to a system.
- Each device port supports 1 device.
- Maximum 200 ft. per isolated device port.
- Motor wiring distance up to 240 ft per motor port. Somfy requires the use of the SDN Low-voltage Motor Power and Data Cable, available in both Plenum (US: #9020127, Canada: #9020453) and Non-Plenum (US: #9020126, Canada: #9020452) versions from Somfy.

NOTE: Provides power to SDN Device Ports from internal power supplies. Consumes power from internal power supplies. Add a Bus Power Supply when adding a Data Hub, or other bus powered device connected to the bus line.

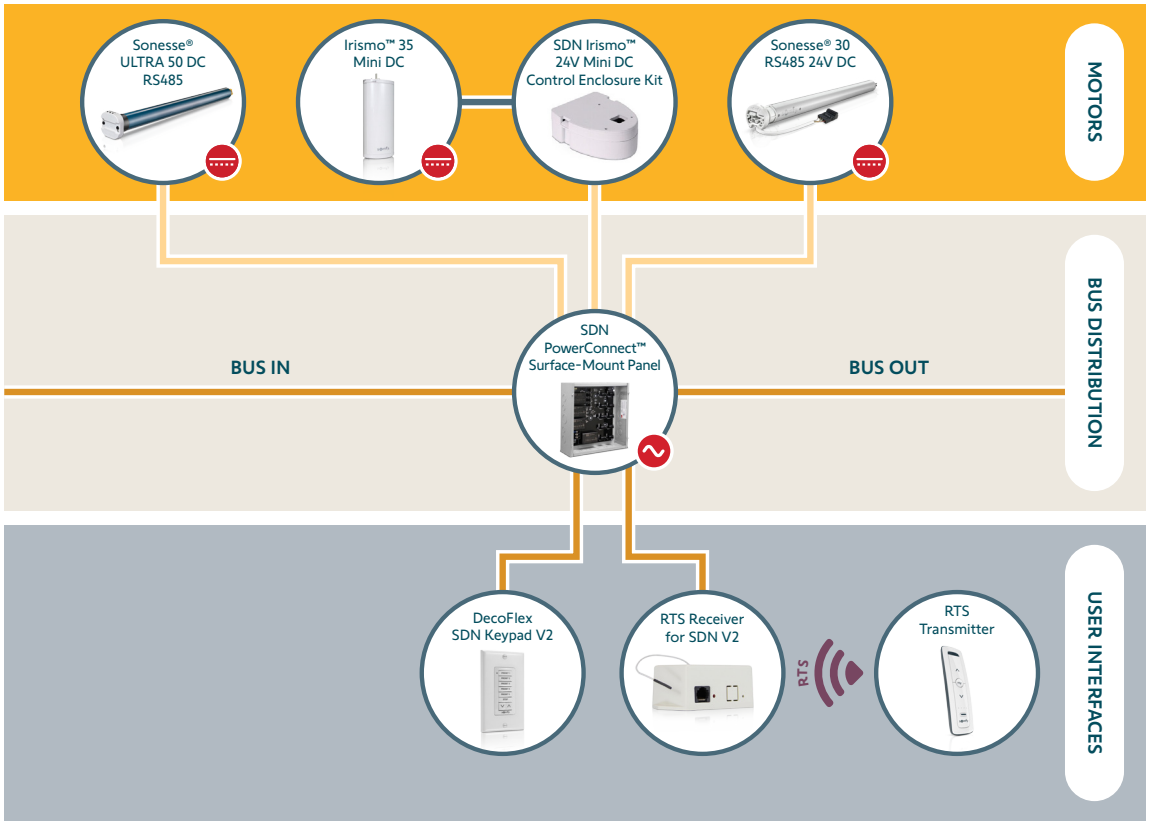

somfy®

www.somfypro.com

© Somfy Systems, Inc. • **SEPTEMBER 2025**