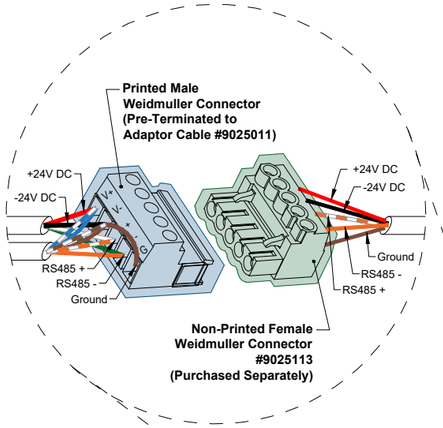

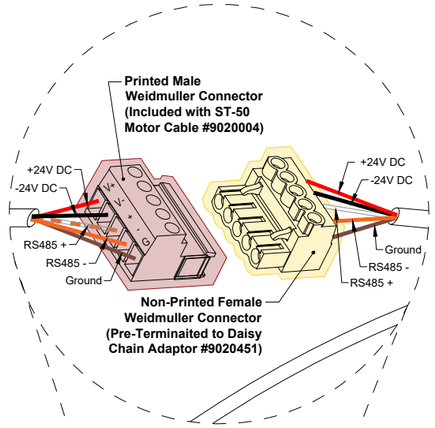

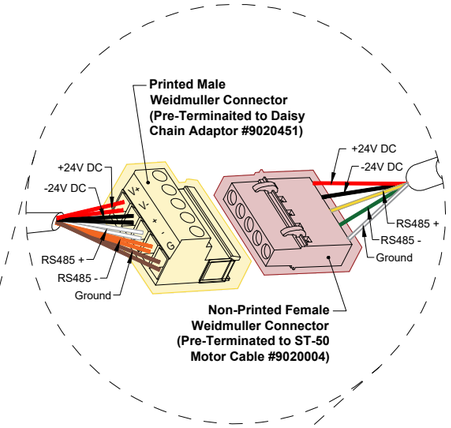

DC Motor Weidmuller Connector Color Code

Included with DC Motor Cable	Included with PoE Gateway to Motor Adaptor Cable	Included with Daisy Chain Adaptor Cable	Purchased Separately

DC Motor Port Wiring Pinout

Male Printed Weidmuller Connector (A) — 1 2 3 4 5

Male Pin #	Function	Female Pin #
1	Power (+)	5
2	Power (-)	4
3	SDN RS485 (+)	3
4	SDN RS485 (-)	2
5	SDN RS485 Ground	1

Female Non-Printed Weidmuller Connector (B) (B) — 1 2 3 4 5 / 1 2 3 4 5

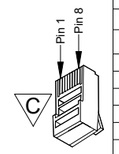

SDN Bus Wiring Pinout

CAT-5e or higher TIA-568B standard with RJ-45

Pin #	Color	Function
1	Orange White	SDN RS485 (+)
2	Orange	SDN RS485 (-)
3	Green White	Reserved
4	Blue	Power 24v DC
5	Blue White	Power 24v DC
6	Green	Reserved
7	Brown White	SDN RS485 Ground
8	Brown	SDN RS485 Ground

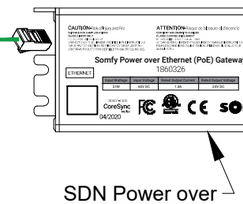

SDN Power over Ethernet (PoE) Gateway #1860326

- Unshielded Twisted CAT-5e or higher (PowerWise 1G 4PPoE Indoor/Outdoor Cable recommended)
- TIA-568B Standard with Plastic RJ-45 Connectors
- Max Distance from Switch is 328'

PoE Gateway to Motor & Keypad Adaptor #9025011 (Purchased Separate from PoE Gateway)

SDN Low-voltage Motor Cable

Daisy Chain Adaptor

ST-50 DC RS485 Cable Data and Power Pigtail #9020004 (Included with Motor)

TO ST-50 DC MOTOR

SDN Low-voltage Motor Cable

Daisy Chain Adaptor

TO ST-50 DC MOTOR

Motor Daisy Chain Adaptor for PoE Gateway #9020451 (Purchased Separate from PoE Gateway)

SDN Low-voltage Motor Cable

TO ST-50 DC MOTOR

SDN Low-voltage Motor Cable
14/2 + 22/3 TWS
#9020126 (Non-Plenum)
#9020127 (Plenum)
Max Distance from PoE to last Motor is 240'
(Purchased Separate from PoE Gateway)

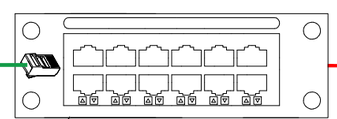

120V AC

Power over Ethernet Switch
(Must support LLDP & be a Cisco UPoE compliant device)

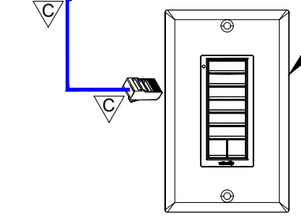

animeo IP DecoFlex Digital 8-Button Keypad
#1811289 - White
#1811329 - Black
#1811333 - Ivory
(Purchased Separate from PoE Gateway)

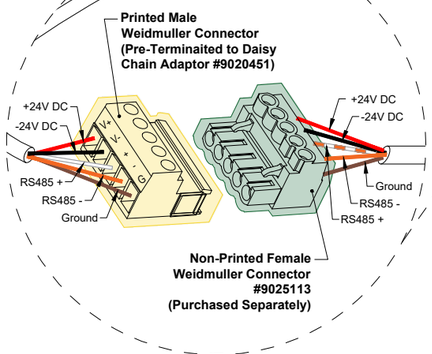

NOTE:

- *PoE Gateway can control up to four Motors.*
- *PoE Gateway moves the ST-50 Motors connected one at a time.*
- *Caution when mounting PoE Gateway to metal surfaces or pockets. Gateway must be isolated from possible earth or building electrical grounding, as well as from other Gateways.*
- *PoE Gateway allows control by one Keypad per unit.*

ST-50 Motor Head Data Pinout

Pin #	Function	Color
1	Power (+)	Red
2	Power (-)	Black
3	NC	-
4	SDN RS485 (-)	Green
5	SDN RS485 (+)	Yellow
6	SDN RS485 Ground	White

© 2015 Somfy Systems, Inc. All Rights Reserved. This drawing is the property of Somfy Systems, Inc.. The graphics, information and specific ideas in this document are the exclusive property of Somfy Systems, Inc. and must not be made public, copied, or sold. Others seeking permission to reproduce this document, in whole or in part, must obtain permission from Somfy Systems, Inc. in writing.

Tel: 1-800-64-SOMFY
Fax: 1-609-495-8165
www.somfysystems.com

somfy®

Date:	05/20/21
Print Size:	11" x 17"
NTS:	NTS
Sales:	N/A
Drawn by:	RV
Checked by:	PK

Revisions

Rev	Date	By	Description
-	--/--/--	-	
-	--/--/--	-	
-	--/--/--	-	
-	--/--/--	-	
-	--/--/--	-	

Dwg Title: PoE Gateway with Four ST-50 DC Motors & Keypad Wire Detail

Dwg No.: POE-WIRING-07

Project name: Technical Library

Client: Somfy Systems

Address: 121 Herrod Boulevard, Dayton, NJ 08810