0-10V Control & Power Inputs	
18AWG 4-Conductor Flying Leads	
Function	Color
0-10V (+)	Violet
0-10V (-)	Pink
Neutral	White
Line	Black

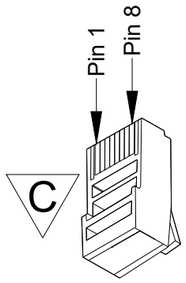

SDN Bus Wiring Pinout		
CAT-5e or higher TIA-568B standard with RJ-45		
Pin #	Color	Function
1	Orange White	SDN RS485 (+)
2	Orange	SDN RS485 (-)
3	Green White	Reserved
4	Blue	Power 24v DC
5	Blue White	Power 24v DC
6	Green	Reserved
7	Brown White	SDN RS485 Ground
8	Brown	SDN RS485 Ground

NOTES:
- The 0-10V Interface V2 is configured to control via Group All or Group-Specific addressing.
- Bus Power from the 0-10V Interface V2 must be switched OFF.
- Max distance from SDN Device Port is 200' [60m].
  - Data Hub V2 must be powered by either (2) or more tubular AC RS485 Motors or by a Bus Power Source.
- Max distance from Third Party 0-10V Controller is 100' [30m].
- Max total of 0-10V Interfaces V2 on an animeo IP system is (62).
- Refer to SDN Connect Design Guide for distance and bus distribution limitations.

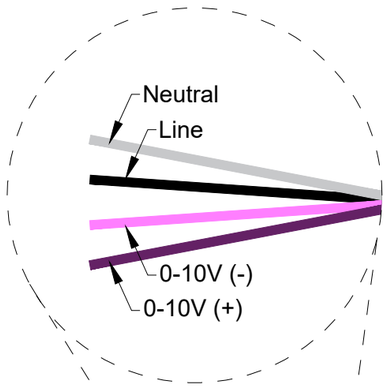

SDN 0-10V Interface V2
#1870857

From Third Party 0-10V Controller & Power



To **"DEVICE"** port on SDN Device

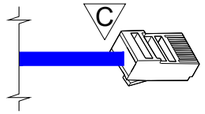

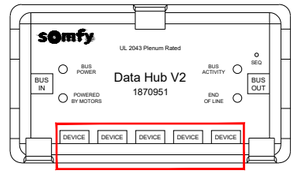

Data Hub V2
#1870951

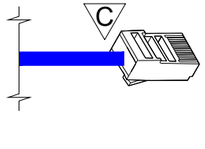

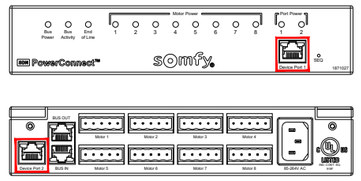

PowerConnect
Rack Mount
#1871027

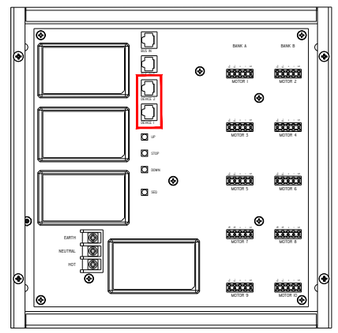

PowerConnect
Surface Mount
#1871026

© 2024 Somfy Systems, Inc. All Rights Reserved. This drawing is the property of Somfy Systems, Inc.. The graphics, information and specific ideas in this document are the exclusive property of Somfy Systems, Inc. and must not be made public, copied, or sold. Others seeking permission to reproduce this document, in whole or in part, must obtain permission from Somfy Systems, Inc. in writing.

Tel: 1-800-64-SOMFY
Fax: 1-609-495-8165
www.somfysystems.com

somfy®

Date:	08/23/24
Print Size:	11" x 17"
Scale:	NTS
Sales:	N/A
Drawn by:	RV
Checked by:	PK

Revisions

Rev	Date	By	Description
-	--/--/--	-	
-	--/--/--	-	
-	--/--/--	-	
-	--/--/--	-	
-	--/--/--	-	

Dwg Title: SDN 0-10V Interface V2 Wire Detail

Dwg No.: 10V-WIRING-02

Project name: Technical Library

Client: Somfy Systems, Inc.

Address: 121 Herrod Boulevard
Dayton, NJ 08810